

LABOR (Source: Job Service North Dakota)

	SEP - 2023	AUG - 2023	SEP - 2022	2023-2022 CHANGE
UNEMPLOYMENT RATE				
Bismarck-Mandan MSA	1.4%	1.5%	1.5%	-0.1%
Fargo-Moorhead MSA	1.4%	1.6%	1.4%	0.0%
Grand Forks MSA	1.6%	2.0%	1.6%	0.0%
North Dakota	1.3%	1.5%	1.5%	-0.2%
United States	3.6%	3.9%	3.3%	0.3%
LABOR FORCE				
Bismarck-Mandan MSA	70,625	70,983	71,256	-631
Fargo-Moorhead MSA	148,275	148,770	149,334	-1,059
Grand Forks MSA	54,270	54,690	53,652	618
North Dakota	418,585	420,583	416,296	2,289
CURRENT EMPLOYMENT				
Bismarck-Mandan MSA	69,631	69,887	70,174	-543
Fargo-Moorhead MSA	146,201	146,381	147,304	-1,103
Grand Forks MSA	53,413	53,571	52,795	618
North Dakota	412,949	414,091	409,972	2,977
ONLINE JOB OPENINGS				
Burleigh	2,456	2,543	2,816	-360
Morton	325	261	294	31
Cass	4,106	4,129	5,488	-1,382
Grand Forks	1,769	1,529	1,568	201
North Dakota	14,670	14,016	17,010	2,340

PROPERTY (Source: City of Bismarck, City of Mandan, Morton County & Burleigh County)

	SEP - 2023	VALUATION	SEP - 2022	VALUATION
SINGLE FAMILY				
Bismarck	20	\$6,442,081	30	\$8,237,615
Mandan	9	\$2,458,000	2	\$1,743,000
Burleigh County	4	\$1,510,267	2	\$688,635
Morton County	3	\$1,390,922	3	\$1,980,000
COMMERCIAL				
Bismarck	1	\$3,700,812	9	\$11,035,064
Mandan	0	\$0	1	\$720,000
Burleigh County	0	\$0	3	\$2,098,600
Morton County	0	\$0	0	\$0

COST OF LIVING (Source: Council for Community and Economic Research)

METRO	COMP INDEX	GROCERY	HOUSING	UTILITIES	TRANSPORTATION	HEALTH CARE	OTHER SERVICES
Bis-Man	97.0	96.7	93.2	94.6	99.9	113.4	97.9
Fargo	98.5	97.2	85.8	99.7	99.2	113.6	107.1
Grand Forks	92.2	94.6	83.6	105.9	95.8	106.1	91.8
Minot	94.4	95.7	78.3	100.6	105.7	116.3	99.4

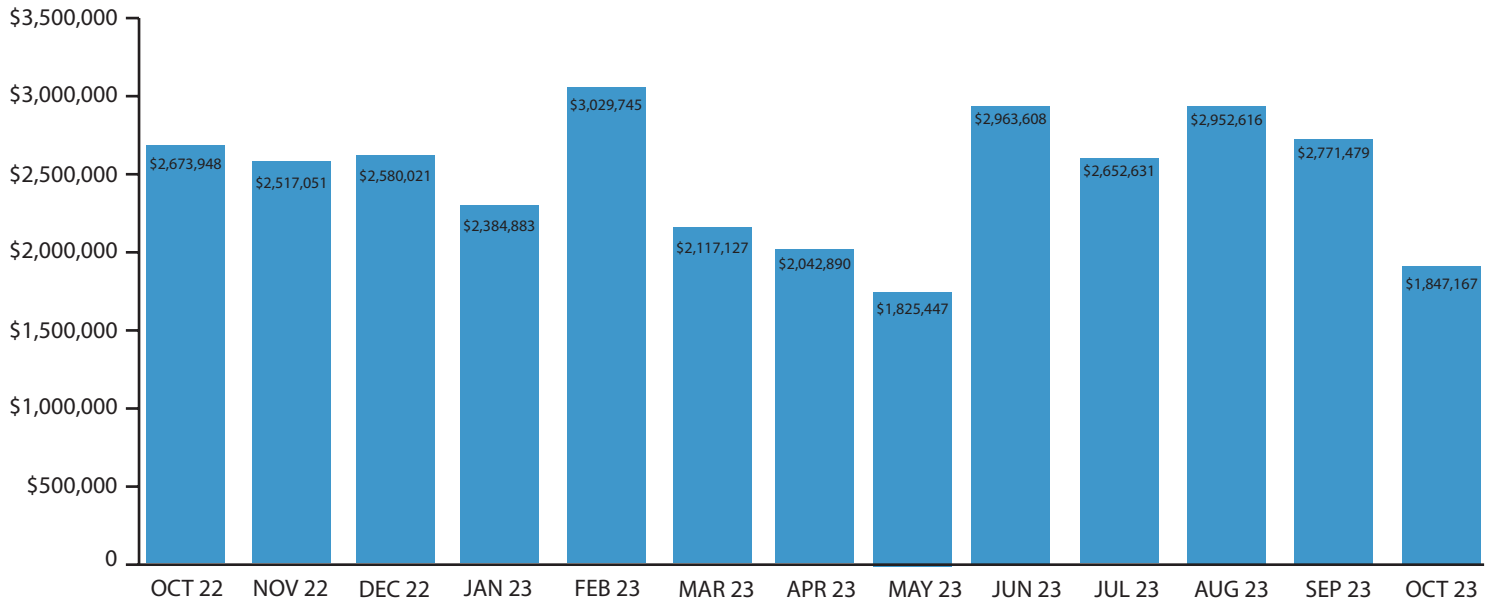
*The average for participating places equals 100. Each participant's index is read as a percentage of the average for all places.

TAXABLE SALES & PURCHASES (Source: ND Tax Department)

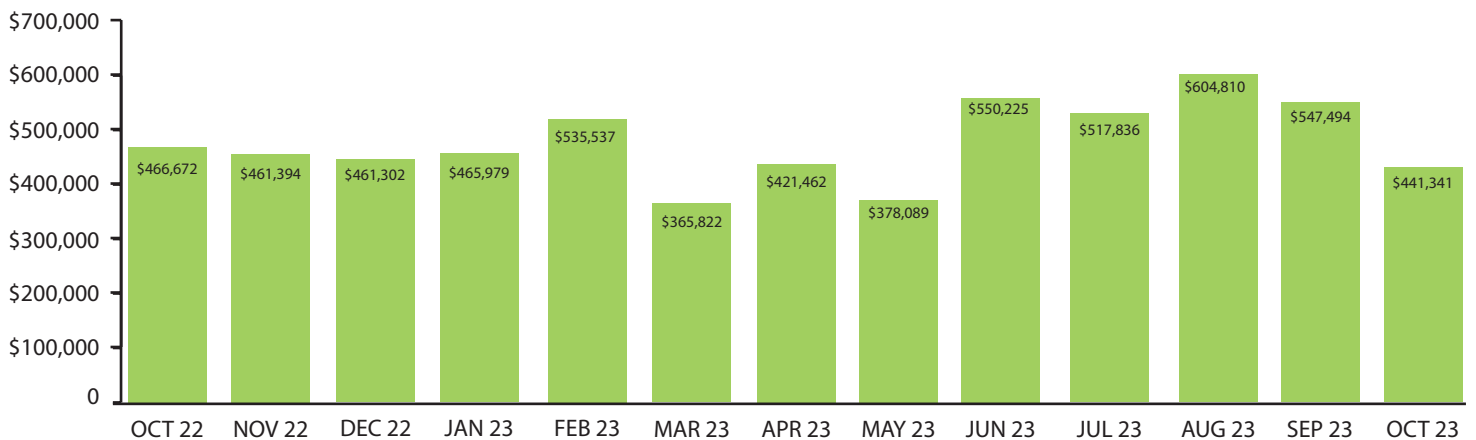
	23-22% CHANGE	Q3 - 2023	Q3 - 2022	Q3 - 2021	Q3 - 2020
Bismarck	0.0%	\$468,318,661	\$468,359,530	\$418,913,283	\$395,899,994
Mandan	6.2%	\$92,462,445	\$87,069,256	\$75,084,847	\$73,948,335
Fargo	-1.8%	\$801,493,075	\$816,439,075	\$758,995,747	\$651,029,498
Grand Forks	2.4%	\$313,900,804	\$306,628,098	\$269,321,763	\$262,598,005
Minot	4.8%	\$363,511,732	\$347,006,719	\$286,473,795	\$273,035,383

SALES TAX (Source: ND State Treasurer)

BISMARCK

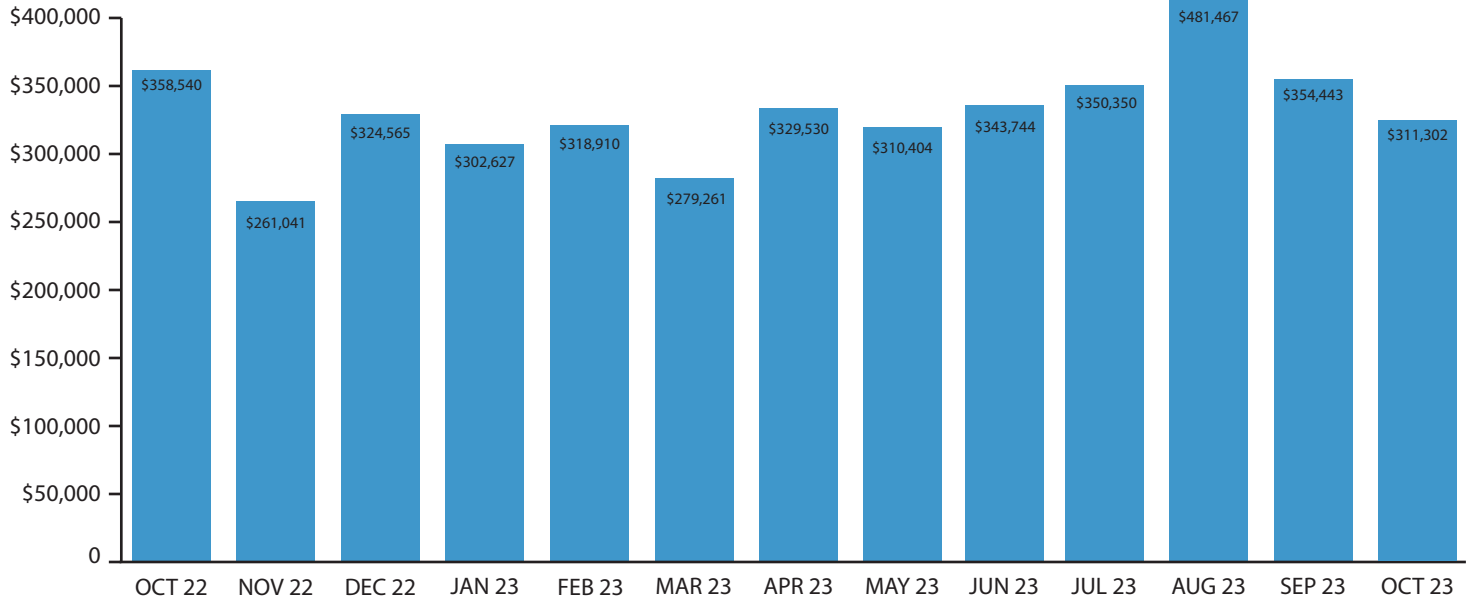


MANDAN



RESTAURANT/LODGING TAX (Source: ND State Treasurer)

BISMARCK



MANDAN

